



MATTHEW JAMES
Property Services



18 Upper Eastern Green Lane, Coventry, CV5 7DE
Offers Over £150,000

TWO DOUBLE BEDROOMS... VACANT... NO UPWARD CHAIN... TOP FLOOR... GARAGE... GREAT LOCATION... CLOE TO AMENITIES. A fantastic opportunity to acquire a lovely top floor flat in Eastern Green. Briefly comprising of two double bedrooms, lounge dining room, breakfast kitchen, family bathroom with shower over bath, gas central heating and PVCu double glazing. Also having the added benefit of being VACANT with NO UPWARD CHAIN and a garage to the rear. Close to local shop, community centre, schools, bus routes to Coventry City Centre and for those that commute, the motorway network is just a short drive away. Call us now to book your immediate viewing!

Entrance Hallway

Having airing cupboard and doors leading off to:

Family Bathroom

8'3 x 6'8 (2.51m x 2.03m)

Having a PVCu double obscure glazed window to the side elevation, panel bath with shower over, low level flush WC, wash hand basin and tiling to all splash prone areas.

Bedroom Two

9'8 x 9'8 (2.95m x 2.95m)

Having a PVCu double glazed window to the rear elevation and fitted wardrobes to the one wall.

Bedroom One

11' x 9'8 (3.35m x 2.95m)

Having a PVCu double glazed window to the rear elevation.

Kitchen Dining Room

11'6 x 8'1 (3.51m x 2.46m)

Having a PVCu double glazed window to the front elevation, cupboard housing the central heating combination boiler, a range of wall, base and drawer units with roll top work surface over, space for an under counter larder fridge, space for a cooker and tiling to all splash prone areas.

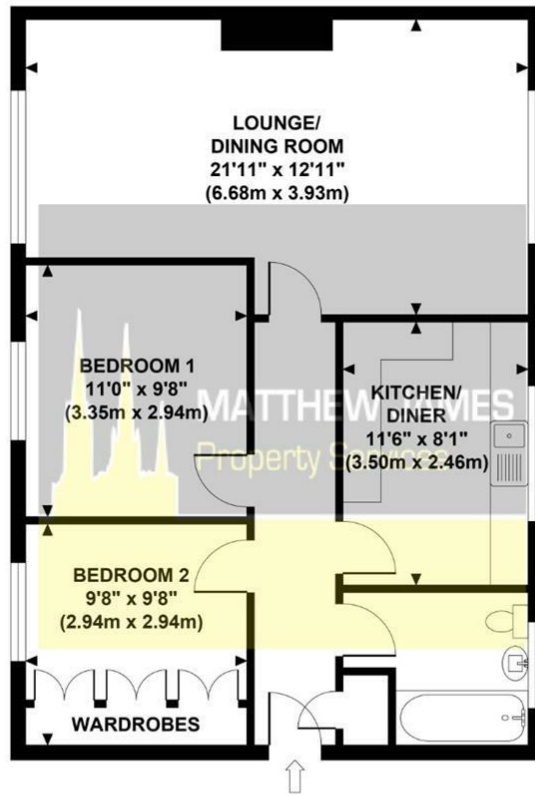
Lounge Dining Room

21'11 x 12'11 (6.68m x 3.94m)

Floor Plan

GARDEN FLATS

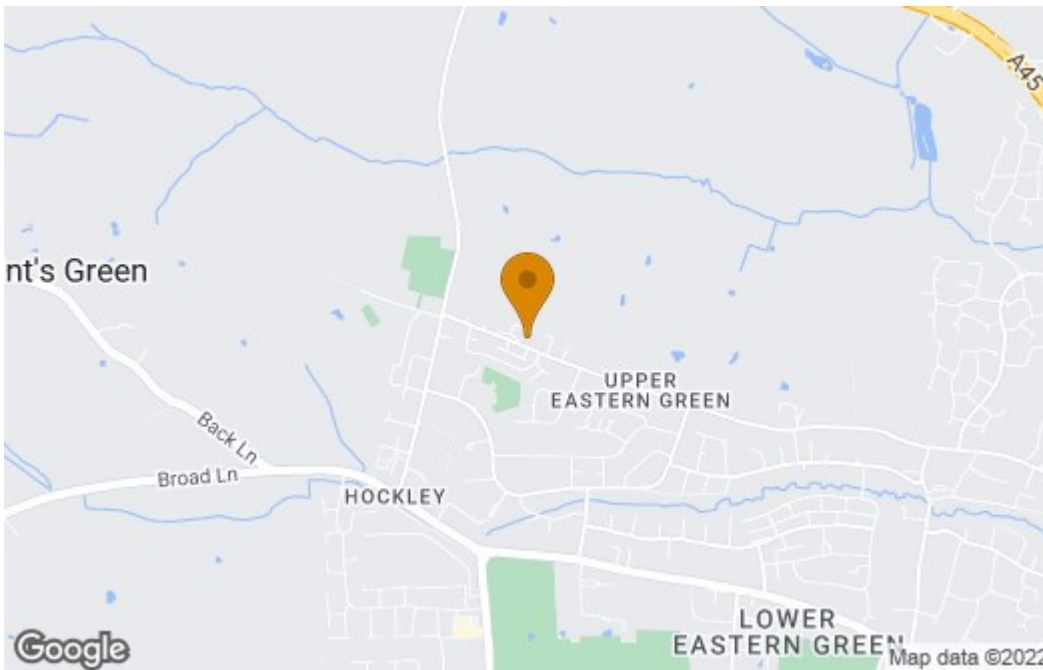
Approximate Gross Internal Area 694 sq ft / 64.50 sq m



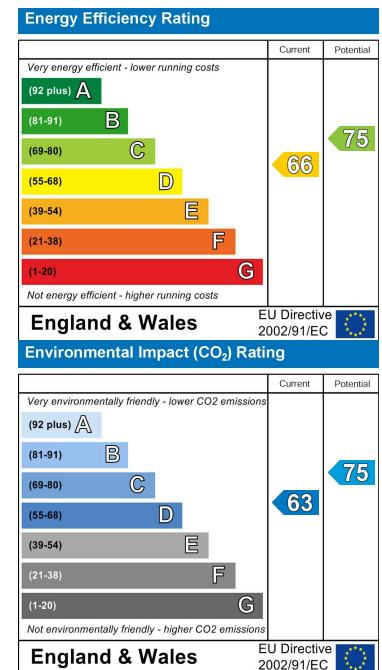
GROSS INTERNAL FLOOR AREA 694 SQ FT

Although every attempt has been made to ensure accuracy, all measurements are approximate and no responsibility is taken for any error, omission, or mid-statement. This floor plan is for illustrative purposes only and not to scale. Measured in accordance to RICS standards.

Area Map



Energy Efficiency Graph



These particulars, whilst believed to be accurate are set out as a general outline only for guidance and do not constitute any part of an offer or contract. Intending purchasers should not rely on them as statements of representation of fact, but must satisfy themselves by inspection or otherwise as to their accuracy. No person in this firm's employment has the authority to make or give any representation or warranty in respect of the property.

CONTACT INFORMATION

24a Warwick Row, Coventry CV1 1EY

02477 170170

info@matthewjames.uk.com

www.matthewjames.uk.com

Facebook

Twitter